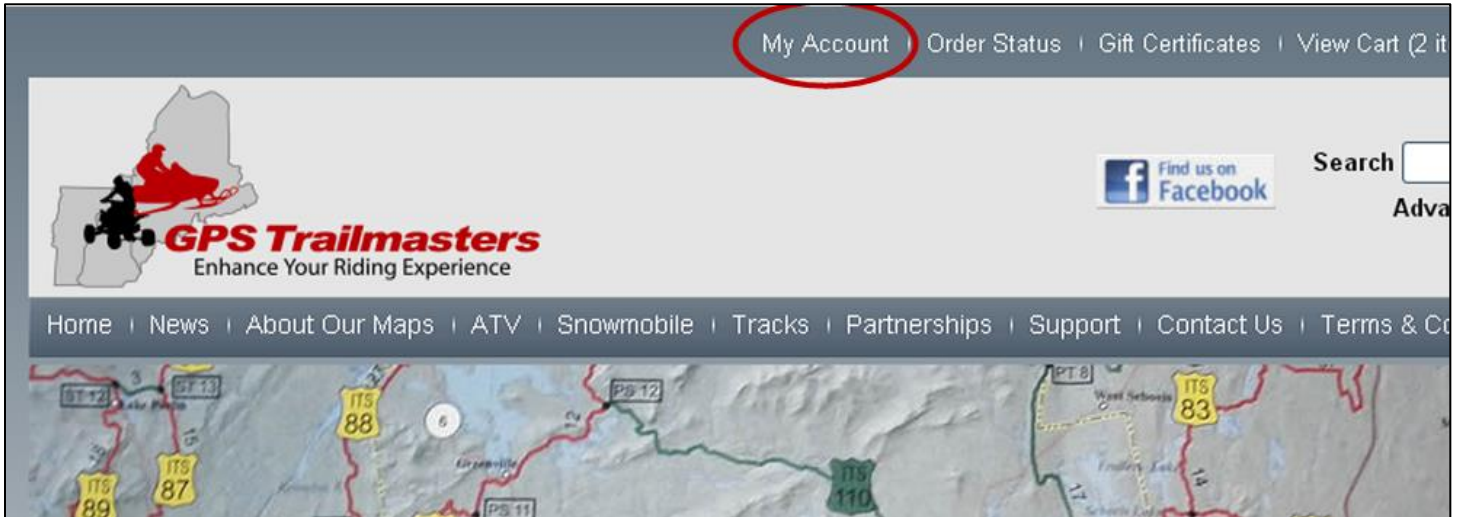
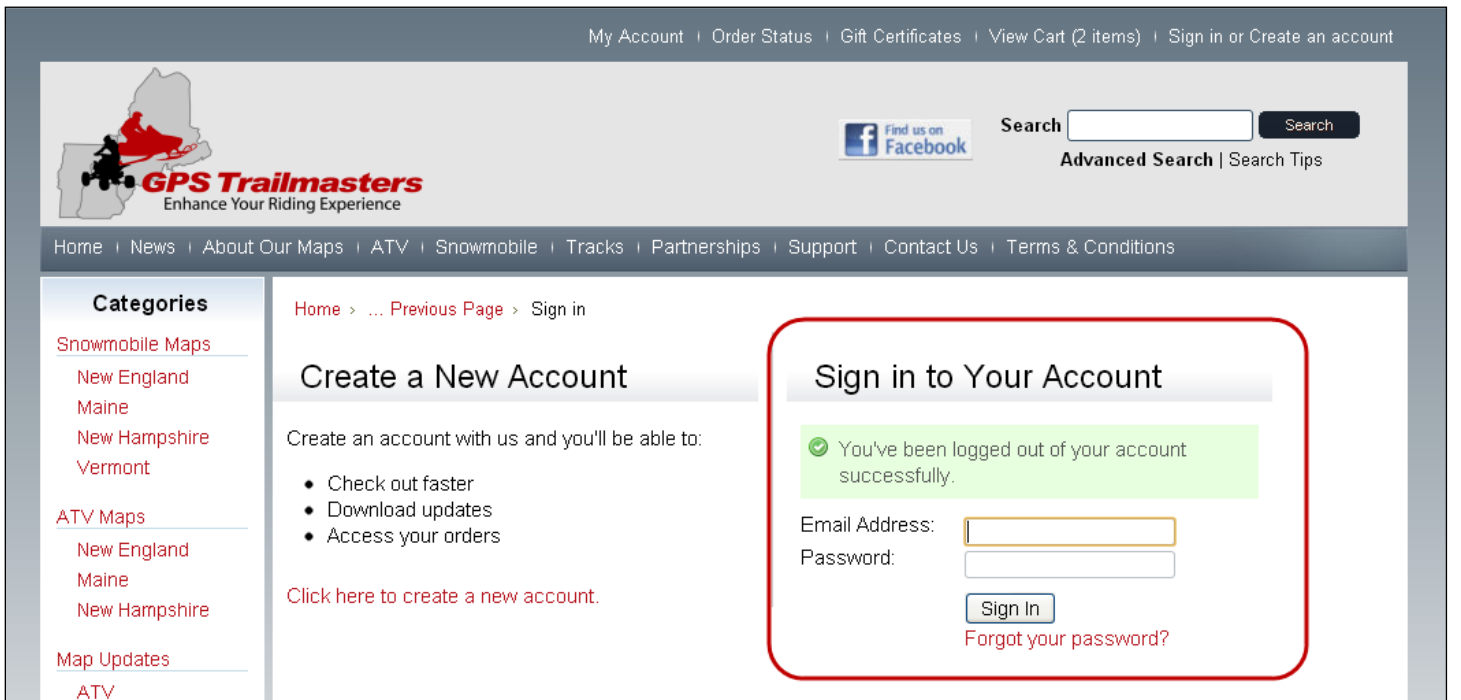


Step 1 – Download Installer To Your Computer

Use your Internet browser to download the map installer from www.gpstrailmasters.com. Sign in to your account by selecting **My Account** in the top menu of the home page.





Enter your Email Address and the Password that you used to purchase the map. Click the **Sign In** button.



The My Account screen below will be displayed with a list of options. Click **Orders/Updates**.

My Account | Gift Certificates | View Cart | Sign out



Like Us On 

Search Search

Advanced Search | Search Tips

(603) 493-5474

Home | About Our Maps | Shop | Tracks | Resources | Partnerships | Support | Contact Us | Privacy & Terms

Categories

- ATV Maps
 - Maine
 - New Hampshire
 - Vermont
- Snowmobile Maps
 - Maine
 - New Hampshire
 - Vermont
 - New York
 - Pennsylvania
 - Canada
- Buy Updates
 - ATV
 - Snowmobile

My Account

From this page you can view your orders, update your account details and more. Choose an option from the menu or learn more about each option below:


- **View Messages** - You can receive and send messages to GPS Trailmasters about your order. When a message is sent regarding one of your orders, you will receive an email notification.
- **View Order Status** - See the status of every order you've placed at GPS Trailmasters, including whether it has been shipped, and if so an optional tracking number.
- **Orders/Updates** - See all completed orders you've placed at GPS Trailmasters. You can also print invoices from this page.
- **Your Address Book** - Add, edit and remove shipping and billing destinations from your address book.
- **Your Account Details** - Update your contact details, email address and/or change your password.
- **Your Recent Items** - See a list of items you've recently viewed at GPS Trailmasters.


Manage Your Account

- View Messages (0)
- View Order Status
- Orders/Updates
- Your Address Book
- Your Account Details
- Your Recent Items

Under Completed Orders, click the **Download Files** link for your map.

My Account | Order Status | Gift Certificates | View Cart (2 items) | Sign out



Find us on 

Search Search

Advanced Search | Search Tips

Home | News | About Our Maps | ATV | Snowmobile | Tracks | Partnerships | Support | Contact Us | Terms & Conditions

Categories

- Snowmobile Maps
 - New England
 - Maine
 - New Hampshire
 - Vermont
- ATV Maps
 - New England
 - Maine
 - New Hampshire
- Map Updates

Your Completed Orders

📌 Your completed orders with us are shown below. Click "View Order" to view an orders details.

- **Order #321** View order details
Order Date: Jun 7th 2013 Return item(s)

Your Order Contains:

- 1 x 3 Year ATV Map Update
(Backup CD) (No) **(Download Files)**

Manage Your Account

- View Messages (0)
- View Order Status
- Completed Orders
- Your Address Book
- Your Account Details
- Your Recent Items

My Account | Order Status | Gift Certificates | View Cart | Sign out

Like Us On **facebook** f Search Search
Advanced Search | Search Tips

Home | About Our Maps | Shop | Tracks | News | Partnerships | Support | Contact Us | Privacy & Terms

Categories

- Snowmobile Maps
 - Canada
 - Maine
 - New Hampshire
 - Vermont
 - New York
- ATV Maps
 - Maine
 - New Hampshire
- Map Updates

Home > My Account > Completed Orders > Order #2829 > Files

Files for New England Snowmobile Map

The files available for New England Snowmobile Map are listed below.

- Install New England Snowmobile for Mac V7.0.pkg (42.72 MB) **Mac OS X**
Your download of this file expires in 1 year.
- Install New England Snowmobile for Windows V7.0.exe (40.34 MB) **Windows**
Your download of this file expires in 1 year.

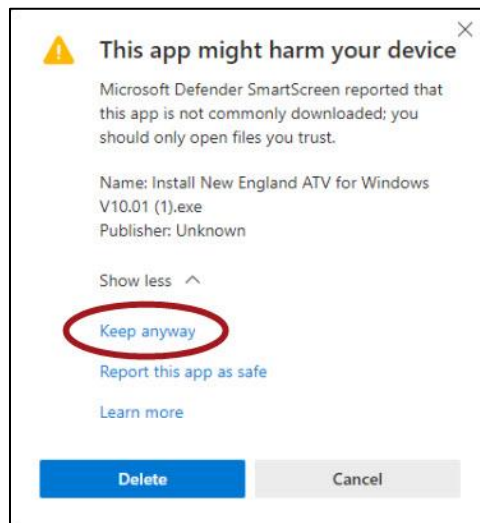
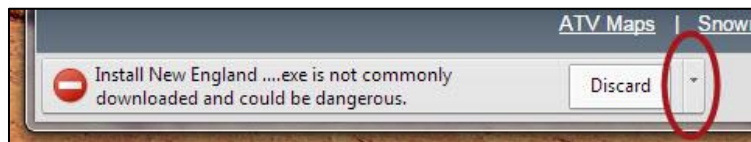
Manage Your Account

- View Messages (0)
- View Order Status
- Completed Orders
- Your Address Book
- Your Account Details
- Your Recent Items

Click the Windows or Mac version of the installer to initiate the download. Your Internet browser automatically stores a copy of the installation file in your Downloads folder where it can be launched.

Download Warnings on Windows Computer

After selecting the installer for download, you may get a warning in the lower left corner of your browser or a popup dialog warning the file is not commonly downloaded and could be dangerous. Override the warning and select **Keep anyway** or **Run anyway**.



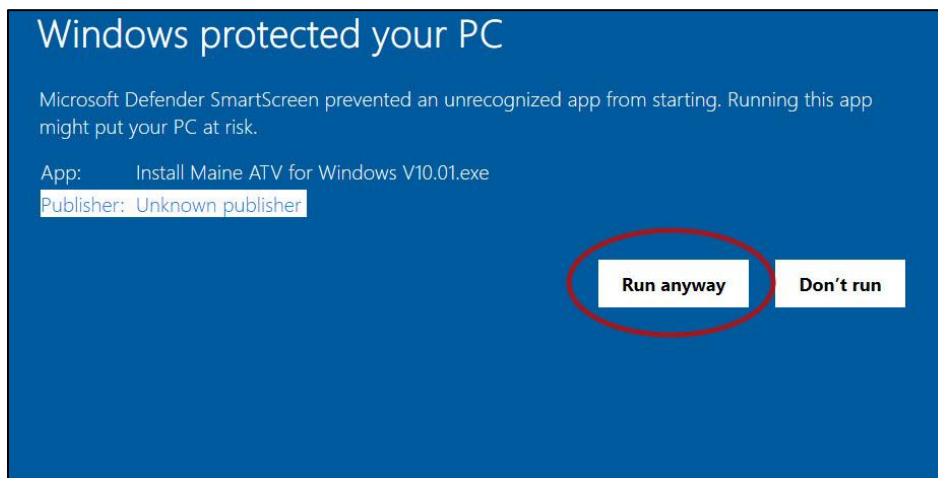
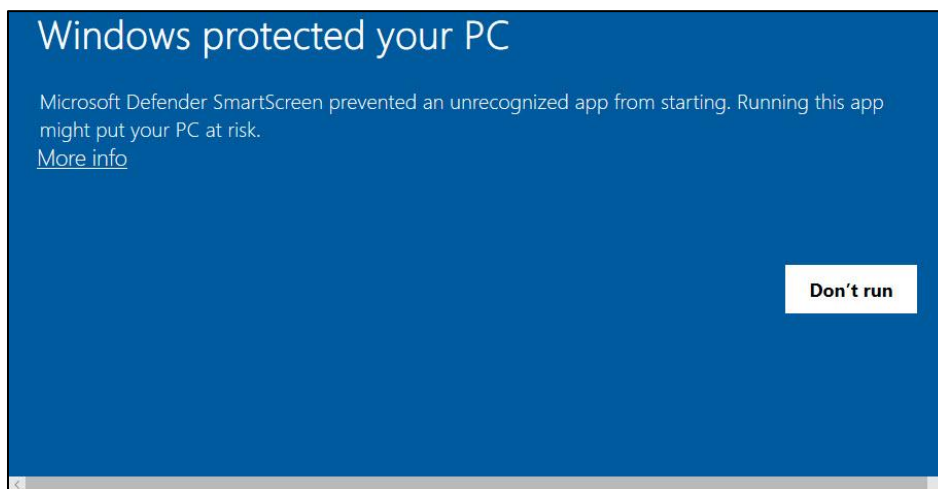
GPS Trailmasters

Run the Map Installer

IMPORTANT: Make sure no other programs are running like Garmin BaseCamp, MapInstall or MapSource. Make sure the X Package Users Guide is closed as well as any other files that are included with the X Package.

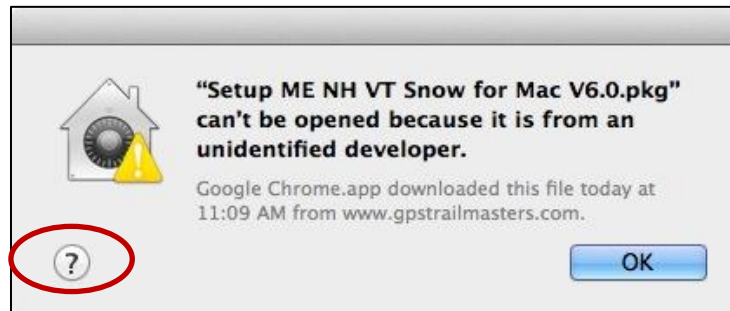
Run or **Open** the file from the lower left corner of your Internet browser or double-click the file in your Downloads folder. Click through the setup screens, read and accept the License Agreement and complete the setup program.

If a warning is displayed by your anti-virus software, click **More info** and then **Run anyway**.

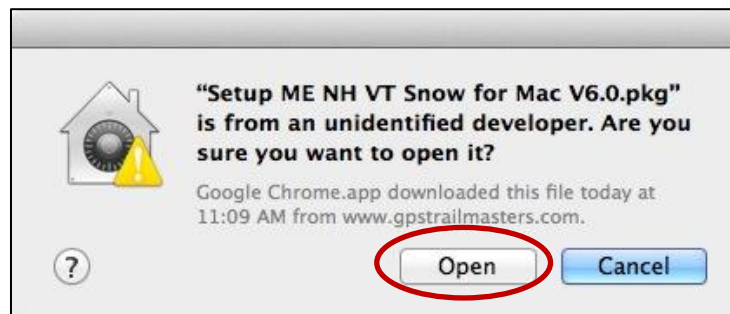


Installation Warnings on Mac Computer

The first time you run the installer on your Mac, you may get a warning indicating the app is from an unidentified developer. Click the "?" for more information; it will indicate to override this warning, go to Finder and press the **Control** key, then click the installation program. Click **Open**.



The "unidentified developer" dialog is displayed again asking "Are you sure you want to open?" Click **Open**.



Step 2 – Installing the Map Files

The map files can now be installed to your Garmin GPS, smart phone and tablet.

Click the [Installation Guide for Windows](#) or the [Installation Guide for Mac](#).

Click the [X Package Installation Guide](#) for using the trail maps on smart phones and tablets.