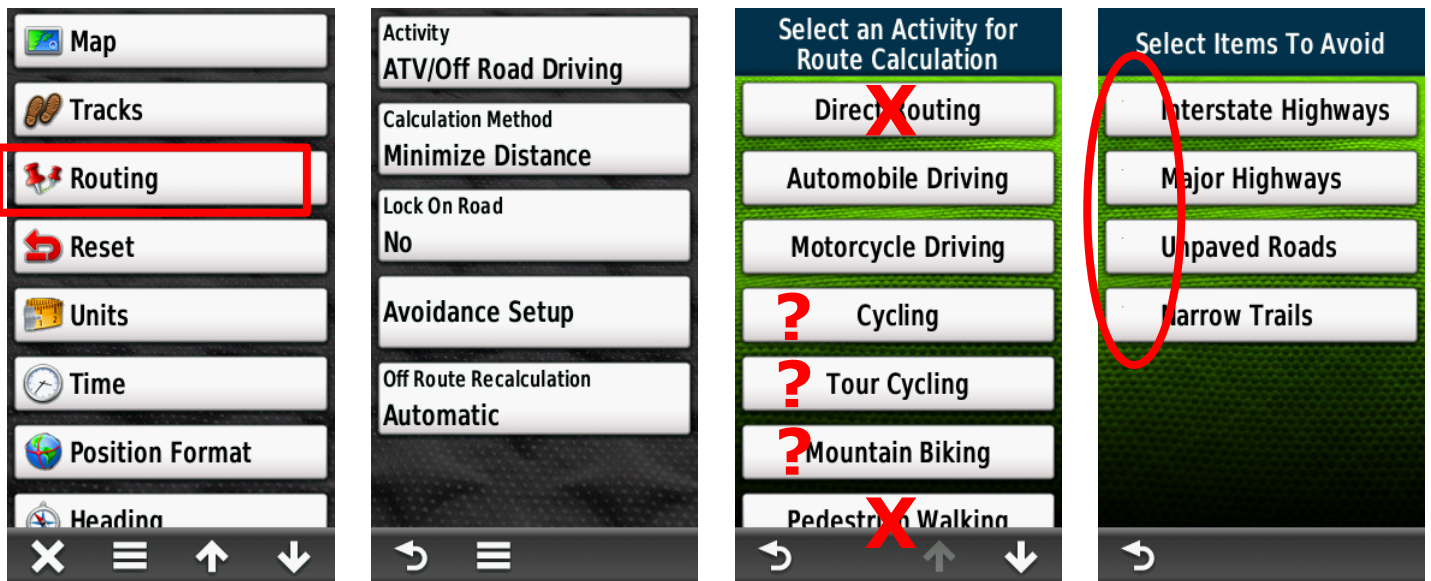


Configure Your GPS for Auto-Routing

The way your GPS calculates turn-by-turn routes is impacted by the routing settings on your GPS. The Garmin auto-routing algorithm for your trail maps is the same software as that used for your street maps. It is a Garmin developed algorithm residing in your GPS. Most Garmin GPS models have routing settings but they may look slightly different than those shown here and may be under a different menu on your GPS.

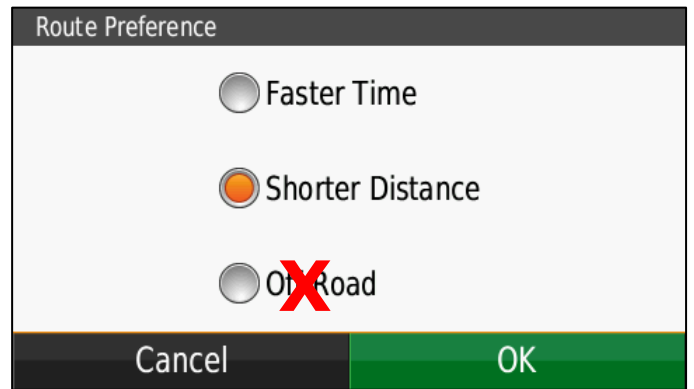
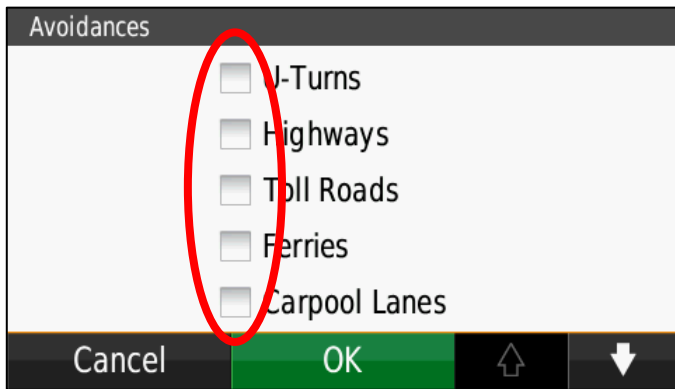
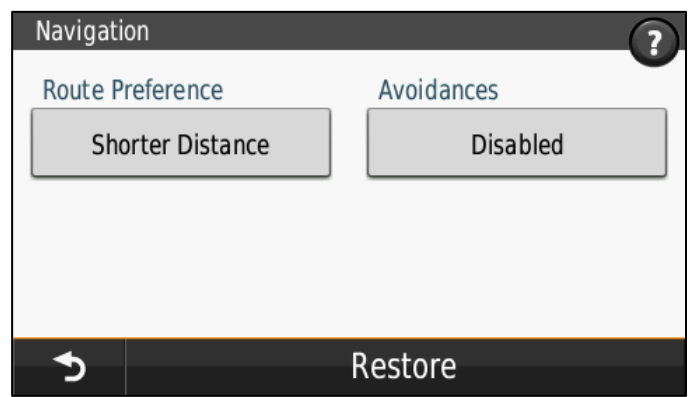
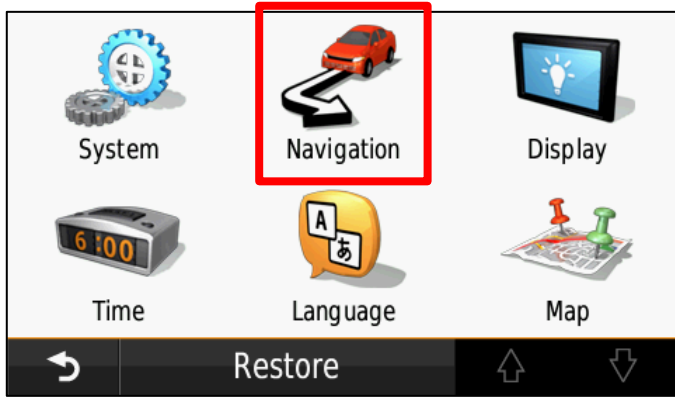
The first set of screenshots below show the menus for the Garmin Montana 600 series hand held GPS. Most hand held GPS models will have a similar set of menus as the Montana.

From the **Setup** menu, select **Routing**. The most important setting here is the first one, listed as “Activity”, this should be set to an activity that implies use of a vehicle, such as Automobile, Motorcycle or ATV/Off Road Driving. The Direct Routing setting or other walking activity will result in a straight line route “as the crow flies”. The “Calculation Method” should be set to Minimize Distance. The reason for this is our trail maps are very accurate for distance but highly variable for time because everyone rides at different speeds on different trail conditions. The “Avoidances” should all be disabled/turned off so that no road type is checked (avoided) when calculating a route. Lock on Road “snaps” your position to the trail even if you are off it 30 or 40 ft. so I recommend this be set to “No”. The “Off Route Recalculation” set to Automatic will force the routing algorithm to recalculate if you decide to cross a lake or take a different trail from the one calculated initially.



The next set of screenshots show the menus for the Garmin Nuvi 52. You will find more menu variation among the automotive Nuvi because there are a lot more models with a variety of features. On the Nuvi 52, the Off Road activity is listed under the Route Preference. The Off Road setting should never be selected as it will cause a straight line route “As the crow flies”.

GPS Trailmasters



When using your GPS for auto-routing (turn by turn directions) by trail, disable all other routable maps such as your City Navigator street maps. This eliminates confusion between streets and trails for the Garmin routing algorithm.